



Economic and Social Indicators

Issue No 1730

Crime, Justice and Security Statistics

Year 2022

Released online : 30 June 2023

<https://statsmauritius.govmu.org>

Price: Rs 40.00

Statistics Mauritius
Ministry of Finance, Economic Planning and Development
Port Louis

Note: Readers are invited to make the distinction between official data which are published in the Economic and Social indicators and the analysis presented for the benefit of general readers. Differences of opinion may arise regarding the analytical part but these do not in any way, undermine the quality of the data. The Editors welcome constructive critical comments.

Crime, Justice and Security Statistics, 2022 (Police, Prosecution, Judiciary, Prisons and Probation)

1. Introduction

This is the sixteenth issue of the Economic and Social Indicator (ESI) on Crime, Justice and Security (CJS) statistics. It is based on administrative data for 2022 from the Mauritius Police Force (MPF), the Office of Director of Public Prosecutions (ODPP), the Judiciary, the Mauritius Prison Service (MPS) and the Probation and After Care Service.

All data in this ESI relate to the Republic of Mauritius, unless otherwise stated.

Table 1 presents the key indicators of Crime, Justice and Security Statistics while detailed tables are given at **Annex 1**. To assist in interpreting the figures, a reference chart of the flow through the criminal justice system is at **Annex 2**. A glossary of terms and a general structure of International Classification of Crime for Statistical Purposes (ICCS) Version 1.0 are at **Annex 3** and **Annex 4** respectively.

More detailed statistics will be released in September 2023 through the “Digest of Crime, Justice & Security Statistics, 2022”.

2. Summary Statistics

Table 1: Crime, Justice and Security Statistics, Republic of Mauritius, 2021 & 2022

Key indicator	2021	2022
Overall offence rate (excluding contraventions) per 1,000 population	57.6	45.8
Intentional homicide rate ¹ per 100,000 population	2.7	2.2
<i>of which murder</i>	2.6	2.2
Theft rate per 1,000 population	9.2	11.2
Drug rate per 1,000 population	3.8	3.6
Road traffic contravention rate per 1,000 population	88.8	90.3
Juvenile delinquency rate per 1,000 population	4.2	4.6
Conviction rate ² pronounced in court per 1,000 population (excluding contraventions)	18.2	24.4
Imprisonment rate ³ per 100,000 population	208.4	198.8
Average prison occupancy level ⁴ (%)	70.1	66.2

¹ Intentional homicide rate excludes "abortion" and "arson causing death"

² Number of offences that led to conviction (as opposed to the number of persons convicted) per 1,000 population

³ Daily average number of detainees per 100,000 population

⁴ Prison population as a percentage of the prison capacity

3. Police Statistics

3.1. Offences reported to police (Annex 1 – Table A1.1)

The offence rate (excluding contraventions) decreased from 57.6 in 2021 to 45.8 in 2022

- (i) From 2021 to 2022, cases reported to the police (which include overall offences and other occurrences) decreased by 4.3%, from 248,139 to 237,551. In 2022, some 53,480 cases were related to offences not classified as crime and misdemeanours against 48,307 in 2021, representing a rise of 10.7%.
- (ii) Some 31.4% of the overall offences reported in 2022 were linked to crimes (3.7%) and misdemeanours (27.7%). The remaining 68.6% were contraventions, the majority of which were related to road traffic offences.
- (iii) Between 2021 and 2022, the general level of crime and misdemeanour, excluding contraventions, decreased from 72,935 to 57,846 (-20.7%).
- (iv) The offence rate (excluding contraventions) per 1,000 population decreased from 57.6 in 2021 to 45.8 in 2022.
- (v) Contravention rate per 1,000 population decreased slightly from 100.2 to 100.0 during the same period, mostly due to decreases in certain road traffic contraventions by type of offence such as “Failing to produce driving license on demand” and “Making use of cellular phone whilst driving” (Table 2 and Table A1.3).

Table 2: Offence rate per 1,000 population by type, Republic of Mauritius, 2021 & 2022

Offences	2021	2022
Crimes ¹	5.1	5.4
Misdemeanours ¹	52.5	40.4
Offence rate (excl. contraventions)	57.6	45.8
<i>of which drug offences</i>	3.8	3.6
Contraventions	100.2	100.0

¹ Crime and misdemeanour rates include drug offences

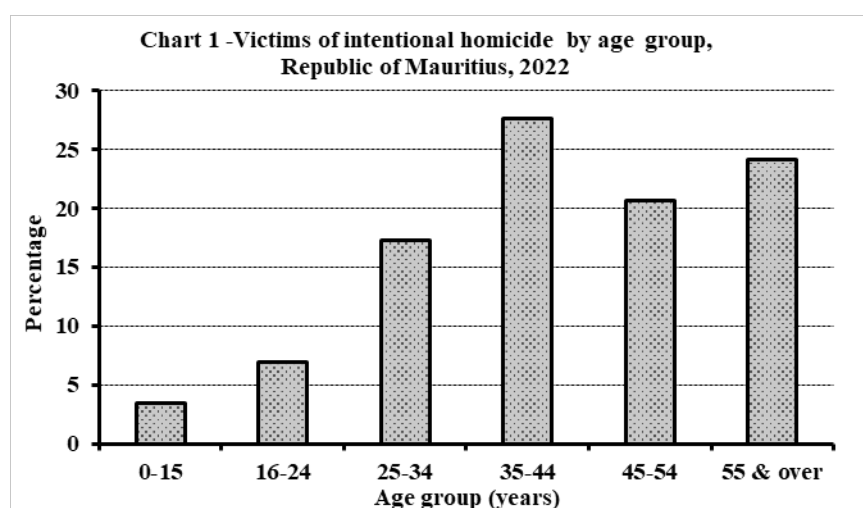
3.2. Reported offences (Annex 1 - Tables A1.2 & A1.7)

3.2.1 Homicide

55.2% of the victims for intentional homicide were committed in private households

(i) From 2021 to 2022, the number of intentional homicide decreased from 34 to 28 (-17.6%), resulting in a fall in the rate of intentional homicide per 100,000 population from 2.7 to 2.2 (Table A1.2). It is to be noted that non intentional homicide also decreased from 34 to 31 while attempted intentional homicide increased from 11 to 16.

(ii) In 2022, 69.0% (20 of the 29) victims of intentional homicide were male (Table A1.7). Some 44.8% of the victims were aged 45 years & over and another 44.8% between 25 and 44 years (Chart 1). Some 55.2% (16 of the 29) victims were killed in private households, of whom 37.5% (6) were related to their offenders.



3.2.2 Assault

50.9% of victims were related to their offenders in 2022

(i) In 2022, some 8,189 assaults (serious and minor) were reported, representing a decrease of 1.5% over the figure of 8,314 in 2021. The rate per 100,000 population dropped from 656.7 in 2021 to 648.8 in 2022 (Table A1.2).

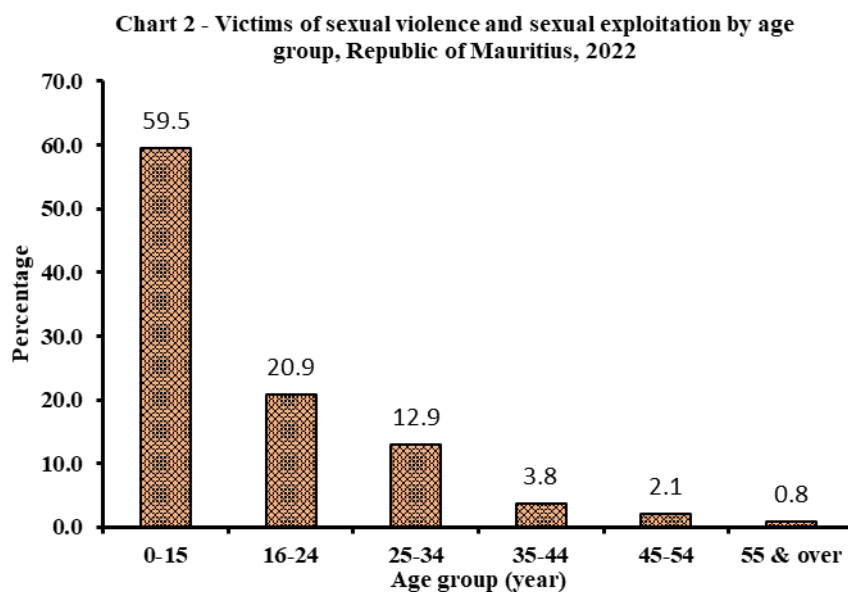
(ii) Some 50.6% of the 8,365 victims of assaults registered in 2022 were male and more than half (50.9%) were related to their offenders. Some 60.3% of victims were assaulted in private households, 31.4% in public places such as commercial area, hotel, bungalow, public road and public beach and the remaining 8.2% in educational institutions and other places such as workplace, hospital, airport, concert, etc. (Table A1.7).

3.2.3 Sexual violence and sexual exploitation

The majority (92.8%) of victims of sexual violence and sexual exploitation were female

(i) Between 2021 and 2022, the number of reported sexual violence and sexual exploitation decreased by 1.2% from 608 to 601. Consequently, the rate per 100,000 population fell from 48.0 to 47.6. It is to be noted that rape showed a rise from 36 to 53 while sodomy dropped from 41 to 28 for the same period (Table A1.2).

(ii) From 2021 to 2022, the female victimisation rate for sexual violence and sexual exploitation fell from 91.9 to 89.0 per 100,000 female population. Among the 612 victims of these sexual offences, 92.8% were female, 59.5% were aged below 16 years (Chart 2), 59.0% were students, 26.5% had family relationship with their offenders and 73.0% occurred in private households (Table A1.7).



3.2.4 Theft/Robbery/Burglary

Theft increased in year 2022 compared to year 2021

(i) From 2021 to 2022, theft increased by 21.4% from 11,601 to 14,087 mainly due to a rise in “simple larcenies”. Consequently, theft rate per 1,000 population increased from 9.2 to 11.2. For the same period, an increase was registered for ‘larceny from motor vehicles’ from 540 to 675 (Table A1.2).

(ii) During the same period, burglary and robbery showed increases of 17.7% from 1,077 to 1,268 and 12.6% from 620 to 698 respectively.

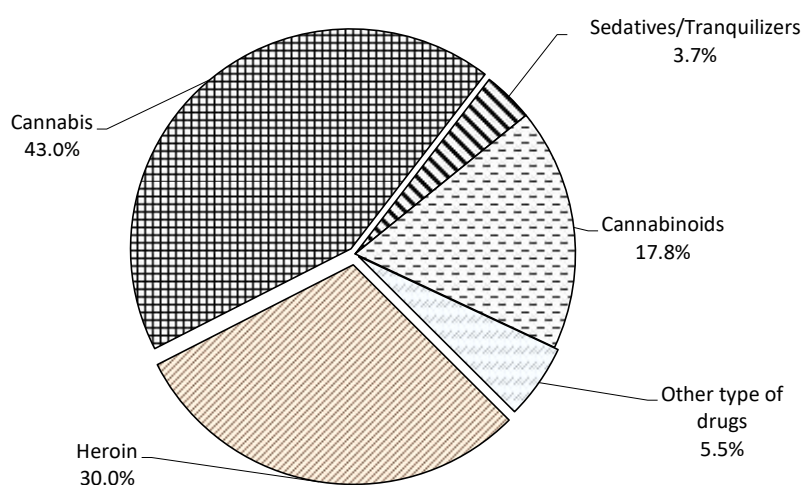
3.2.5 Drug offences

Drug offences decreased in year 2022 compared to year 2021

(i) From 2021 to 2022, the number of registered drug offences decreased by 6.7% from 4,826 to 4,502 resulting in a fall in the drug offence rate per 1,000 population from 3.8 to 3.6 (Table A1.2).

(ii) In 2022, out of the 4,502 drug offences reported, 43.0% were cannabis (commonly known as “gandia”) related offences, 30.0% for heroin related offences, 3.7% for sedatives/tranquilizers and 17.8 % for synthetic cannabinoids. Other type of drugs, comprising mainly methadone and hashish, represented 5.5% of drug offences.

Chart 3 - Drug offences by type, Republic of Mauritius, 2022



(iii) The market value of all drugs seized in 2022 was estimated at around Rs 1.25 billion.

(iv) Some 55,726 plants of cannabis were uprooted by Anti-Drug and Smuggling Unit (ADSU) in 2022 against 50,058 in 2021.

3.2.6 Road traffic offences

3.2.6.1 Contraventions (Annex 1 - Tables A1.2 & A1.3)

Road traffic contraventions increased between 2021 and 2022

(i) The number of registered road traffic contraventions increased by 1.4% from 112,454 in 2021 to 113,977 in 2022.

(ii) From 2021 to 2022, road traffic contraventions for “exceeding speed limit” increased by 42.0% from 41,393 to 58,773. The remaining road traffic contraventions showed decreases ranging from -2.2% for “Parking on footpath/pavement to -87.6% for “Allowing oil to drop”, except among others, increases ranging from 25.7% from 2,032 to 2,555 for “Failing to comply with traffic sign” to 81.4 % for “dangerous driving”.

3.2.6.2 Cumulative Road Traffic Offences (CRTO)

(i) From January to December 2022, 42.6% of fines paid were due to exceeding speed limit.

(ii) From January to December 2022, some 16,890 persons were convicted for offences specified in the third schedule as CRTO. Some 1,478 drivers (8.8%) had been convicted for more than once under the third schedule as CRTO, of whom, 17 (1.2%) had already been convicted for four offences and above.

(iii) Twenty-one Mauritians and one foreign driver holding competent driving licences have been disqualified due to the CRTO from January to December 2022.

3.3. Investigation and prosecution

3.3.1 Persons suspected, arrested and/or cautioned (Annex 1 - Table A1.4)

(i) The number of persons suspected, arrested and/or cautioned increased by 72.4% from 20,951 in 2021 to 36,128 in 2022. For the same period in this category, increases were noted mainly for property damage from 347 to 1,233 (+255.3%), theft from 3,204 to 7,796 (+143.3%), and fraud/forgery/counterfeiting/corruption from 569 to 1,206 (+112.0%). It is to be noted that robbery decreased from 948 to 564 (-40.5%).

(ii) In 2022, offences for which persons were being suspected, arrested and/or cautioned were mostly in theft (21.6%), followed by assault (13.2%) and drug offences (9.2%).

3.3.2 Persons prosecuted (Annex 1 - Table A1.5)

(i) The number of persons prosecuted rose by 9.3% from 14,556 in 2021 to 15,903 in 2022.

(ii) The number of persons prosecuted by type of offence between 2021 and 2022 declined mostly in assault from 2,494 to 1,766 (-29.2%) and drug offences from 2,964 to 2,360 (-20.4%) while robbery rose from 836 to 1,892 (+126.3%).

4. Prosecution - Office of Director of Public Prosecutions (ODPP)

(i) From 2022 to 2021, the total number of cases referred by the Police for advice to ODPP increased by 27.8% from 8,850 to 11,308. Out of 11,308 cases in 2022, 56.4% (6,377) of them were referred to ODPP for initial advice after enquiry, based on their seriousness, complexity and special nature, i.e. parties involved including civil servants and minors, government property involved, etc.

(ii) The number of cases referred by ODPP to the Intermediate and Supreme Courts increased by 58.1% from 651 in 2021 to 1,029 in 2022.

(iii) In 2022, 86 cases were lodged by ODPP before the Assizes against 46 in 2021.

(iv) In 2022, 139 criminal “Appeal and motions” were conducted by ODPP before the Supreme Court compared to 113 in 2021.

5. Judiciary statistics

5.1 Civil and Criminal cases (Annex 1 - Table A1.8)

Rise in divorce cases lodged in year 2022 compared to year 2021

5.1.1 Lodged

Between 2021 and 2022, the number of civil cases lodged in Court increased by 3.7%, from 14,618 to 15,162. Similarly, for the same period, a rise was noted in divorce cases from 2,462 to 2,756 (11.9%). However, the number of ‘cases under the Protection from Domestic Violence Act’ decreased from 1,589 to 1,420 (-10.6%) from 2021 to 2022.

For the same period, the number of criminal cases lodged in Court increased by 25.6% from 75,038 to 94,212.

5.1.2 Disposed of

The number of civil cases disposed of increased by 13.7% from 12,987 in 2021 to 14,765 in 2022. During the same period, divorce cases rose by 5.7% from 2,415 to 2,552 while “cases under the Protection from Domestic Violence Act” fell by 7.2% from 1,503 to 1,395.

For the same period, a rise of 21.9% was noted in the number of criminal cases disposed of from 64,484 to 78,612.

5.1.3 Outstanding

From 2021 to 2022, outstanding cases rose by 2.0% for civil cases from 17,644 to 18,005 and by 25.2% for criminal cases from 56,140 to 70,291 respectively.

5.2 Conviction

Conviction rate increased from year 2021 to year 2022

(i) Some 94,984 criminal offences were disposed of by the Court in 2022. The prosecuted persons were found guilty in 63.7% (60,483) of these offences, of whom more than 99% were adults. The remaining 36.3% (34,501) were dismissed or discontinued.

(ii) From 2021 to 2022, the overall convicted offences increased by 20.8% from 50,052 to 60,483, largely due to increases in robbery (+61.5%), assault (+37.7%), homicide (+28.9%), non-injurious traffic violations (+10.5%) and (Annex 1 - Table A1.9). For the same period, there was a decline in fraud /forgery /counterfeiting (-12.9%).

(iii) In 2022, 48.4% of the convicted offences were due to the conviction for non-injurious traffic violations.

(iv) From 2021 to 2022, the conviction rate per 1,000 population increased from 18.2 to 24.4 (Annex 1 - Table A1.9).

5.3 Convicted offences (Annex 1 - Table A1.9)

5.3.1 Homicide

From 2021 to 2022, the conviction for intentional homicide remained same at 12 and for non-intentional homicide increased from 33 to 46.

5.3.2 Assault

In 2022, there were 1,078 convicts for assault representing a rise of 37.7% over the figure of 783 in 2021.

5.3.3 Sexual violence & sexual exploitation

From 2021 to 2022, there was a decline of 28.9% in convictions for sexual violence and sexual exploitation from 97 to 69. It is to be noted that convictions for rape and sodomy increased from 4 to 5 and 6 to 8 respectively.

5.3.4 Theft/Robbery/Burglary

Compared to the previous year, convictions for robbery and theft in 2021 increased by 61.5% from 879 to 1,420 and by 40.7% from 2,147 to 3,020 respectively. Similarly, burglary showed an increase of 69.5% from 571 to 968.

5.3.5 Drug offences

From 2021 to 2022, the conviction for drug offences rose by 19.8% from 1,817 to 2,177.

5.4 Sentence imposed (Annex 1 - Table A1.9)

(i) Out of the 60,483 offences for which sentences have been imposed in 2022, the accused persons were either sentenced to pay fines (87.0%) or imprisoned (10.3%). The remaining 2.7% were either committed to community service works or issued with probation orders, or discharged either conditionally or absolutely.

(ii) From 2021 to 2022, the number of fines imposed increased by 18.1% from 44,565 to 52,643. Imprisonment rose by 72.9% from 3,604 to 6,232.

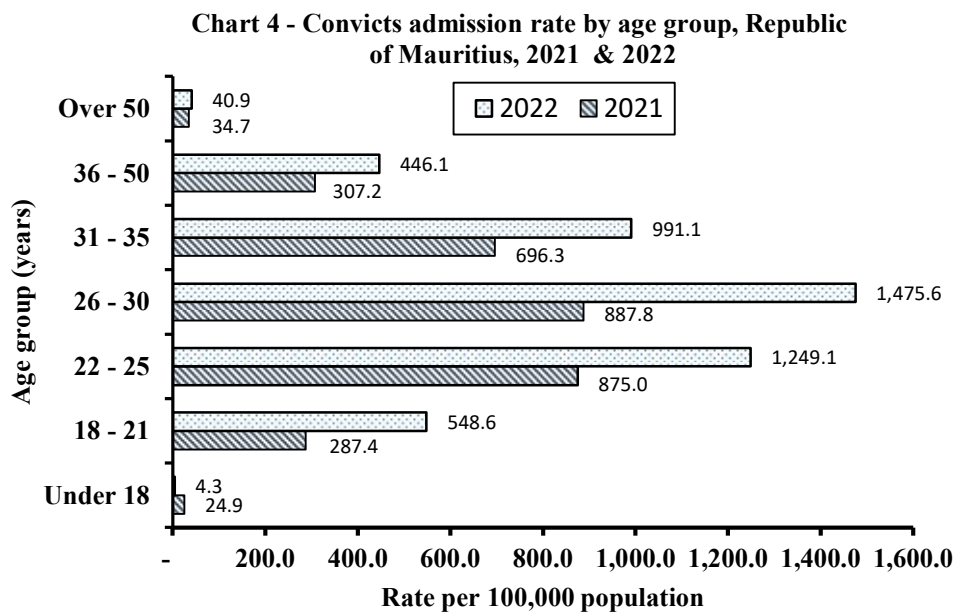
6. Statistics from Mauritius Prison Service

6.1. Prison and detention statistics (Annex 1 - Tables A1.10 to A1.13)

The majority of adult convicts admitted were re-offenders

- (i) Out of every 100 detainees in prison in 2022:
 - (a) 44 were convicted detainees and 56 were on remand awaiting trial;
 - (b) 93 were male adult detainees, 6 were female adult detainees and one was juvenile inmate.
- (ii) The daily average for remand and trial population decreased by 11.8% from 1,582 in 2021 to 1,396 in 2022.

- (iii) The imprisonment rate per 100,000 mid-year population fell from 208.4 in 2021 to 198.8 in 2022.
- (iv) In 2022, the average prison occupancy level was 66.2%, with the highest occupancy level being 90.6% and the lowest, 29.2%. From 2021 to 2022, the occupancy rate has decreased from 70.1% to 66.2%.
- (v) The number of convicted detainees admitted increased by 51.2% from 3,319 in 2021 to 5,019 in 2022 (Annex 1 - Table A1.11).
- (vi) Out of every 100 convicted detainees admitted to prison in 2022 (Annex 1 - Table A1.11):
 - (a) 97 were male and 3 were female;
 - (b) 56 were in the age group 18 - 30 years.
- (vii) In 2022, the convict admission rate peaked at the age group of “26-30 years” (Chart 4) same as in 2021.



- (viii) Out of the 5,019 convicts admitted in 2022, some of the offences they committed were theft (27.6%), offences related to acts against public order (20.4%), robbery (10.8%), burglary (10.6%), assault (8.4%), drug offences (6.8%) and breach of protection order (2.7%).
- (ix) From 2021 to 2022, the increase in the number of admissions was mainly due to a rise of 36.5% in the admissions for theft from 1,016 to 1,387. It is to be noted, for the same period, that admissions for drug offences increased from 312 to 340 (Annex 1 - Table A1.13).
- (x) The adult convicted detainees, who were readmitted to prison, increased by 58.3% from 2,362 in 2021 to 3,740 in 2022 (Annex 1 - Table A1.10). Regardless of any observation period, out of every 100 adult convicted detainees admitted to prison in 2022:
 - (a) 75 were re-offenders who had been imprisoned in the past;
 - (b) 64 were imprisoned more than once in the past.

- (xi) The number of convicts with short sentences of less than one month increased by 74.1% from 930 in 2021 to 1,619 in 2022 and similarly, those sentenced for 1-3 months increased by 44.5% from 1,143 to 1,652 (Annex 1 - Table A1.13). There were no convicted detainees who were sentenced to life imprisonment in 2022 compared to two in 2021.
- (xii) From 2021 to 2022, the number of fine defaulters admitted to prison increased by 82.2% from 213 to 388 (Annex 1 - Table A1.12). The admissions due to non-payment of fines of Rs 30,000 or less rose from 202 in 2021 to 361 in 2022.
- (xiii) The main offences committed by fine defaulters were drug offences (26.0%), theft (18.3%), non-injurious traffic violations (17.8%) and breach of condition of release (13.7%).
- (xiv) There was one escape from prison in 2022, compared to none in 2021.
- (xv) An average amount of Rs 858 was spent daily on each detainee in 2022 in the Island of Mauritius compared to Rs 800 in 2021.

7. Probation statistics

Offenders subjected to Probation orders decreased by 39.2% and Community Service Orders increased by 24.2%

- (i) In 2022, 32 probation orders were issued (29 for male and 3 for female), representing a fall of 37.3% compared to 51 (44 for male and 7 for female) in 2021. The number of offenders, also decreased by 39.2% from 51 (45 adults and 6 juveniles) in 2021 to 31 (28 adults and 3 juveniles) in 2022.
- (ii) The number of offenders, subjected to Community Service Orders, increased by 24.2% from 380 in 2021 to 472 in 2022. In 2022, the majority (91.7%) of the offenders were male.

8. Juvenile statistics

8.1 Juvenile offenders (Annex 1 - Table A1.6)

Number of juvenile offenders for crimes and misdemeanours decreased by 12.7%

- (i) From 2021 to 2022, the juvenile offenders (excluding those who had contraventions) involved in crimes and misdemeanours increased by 6.0% from 436 to 462. Sexual violence and sexual exploitation rose from 71 to 84, robbery/burglary/theft from 104 to 142 and assault from 101 to 122. For the same period, homicide fell from 9 to 1. A decrease of 42.6% was noted in the number of juveniles contravened from 272 to 156. Out of the 156 juvenile offenders for contraventions in 2022, some 85.9% were road traffic contraveners.
- (ii) In 2022, the juvenile delinquency rate (excluding contraventions) increased to 4.6 per 1,000 juvenile population from 4.2 in 2021. The rate for boys was 8.2 compared to 0.9 for girls in 2022.

8.2 Juvenile victims of offences against person (Annex 1 - Table A1.7)

8.2.1 Homicide

In 2022, two juveniles were victims of attempted intentional homicide for attempted murder and there was one victim of intentional homicide. Three victims for non-intentional homicide in 2022 were male.

8.2.2 Assault

The number of victims for assault increased by 8.6% from 500 in 2021 to 543 in 2022. Juveniles were mostly victims of simple assaults. Some 61.9% of victims for simple assaults were boys.

8.2.3 Sexual violence & sexual exploitation

(i) From 2021 to 2022, victims of sexual violence and sexual exploitation decreased by 13.7% from 503 to 434 mainly due to falls in “Causing child to be sexually abused; accessing to a brothel; and engaging in prostitution” from 193 to 145 (-24.9%) and “Sexual intercourse with minor under the age of 16” from 181 to 179 (-1.1%). It is to be noted that rape rose from 8 to 10 and sodomy fell 24 in 2021 to 9 in 2022.

(ii) The majority (93.1%) of the juvenile victims of sexual violence and sexual exploitation were female.

8.3 Juvenile conviction in Court (Annex 1- Table A1.9)

There has been a decline in juvenile conviction rate

(i) In 2022, the number of convictions, which involved juveniles, stood at 6 against 35 in 2021. Out of the 6 convicts, 4 were sentenced to ‘Correctional Youth Centre (CYC)’ and 2 were conditionally discharged.

(i) The juvenile conviction rate per 1,000 juvenile population fell from 0.3 in 2021 to 0.1 in 2022.

8.4 Juvenile detainees (Annex 1 - Tables A1.10 & A1.11)

The majority of juveniles admitted to CYC had committed theft/robbery/burglary

From year 2021 to 2022, the conviction rate per 100,000 juveniles decreased from 24.9 to 4.3.

8.4.1 Correctional Youth Centre (CYC)

From year 2021 to 2022, the number of juveniles admitted decreased by 72.4% from 123 to 34. Some 66.7% (2) of the 3 juvenile convicts admitted to CYC in 2022 had committed theft/robbery/burglary.

8.4.2 Rehabilitation Youth Centre (RYC)

The number of juveniles admitted for detention and training at RYC decreased by 85.0% from 40 in 2021 to 6 in 2022. Some 50.0% of the juveniles admitted in 2022 were on remand. All cases admitted were of juvenile beyond control.

8.4.3 Probation Home/Hostel

The number of juveniles admitted in probation institutions increased from 1 in 2021 to 10 in 2022.

8.5 Other juvenile sentencing

(i) Some three juveniles (down from six in 2021) were under probation orders in 2022 and all of them were boys.

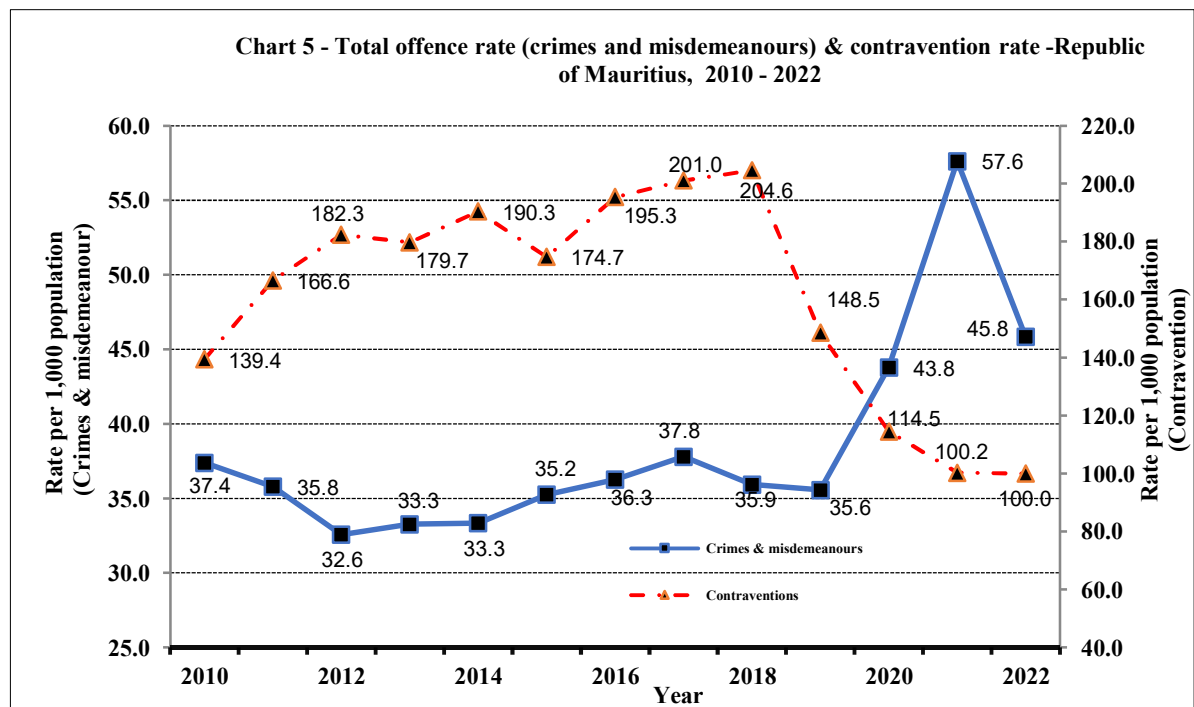
(ii) One juvenile was ordered to perform community service work in 2022 compared to two in 2021.

9. Longer time series

9.1 Offence rate (crimes and misdemeanours) & contraventions

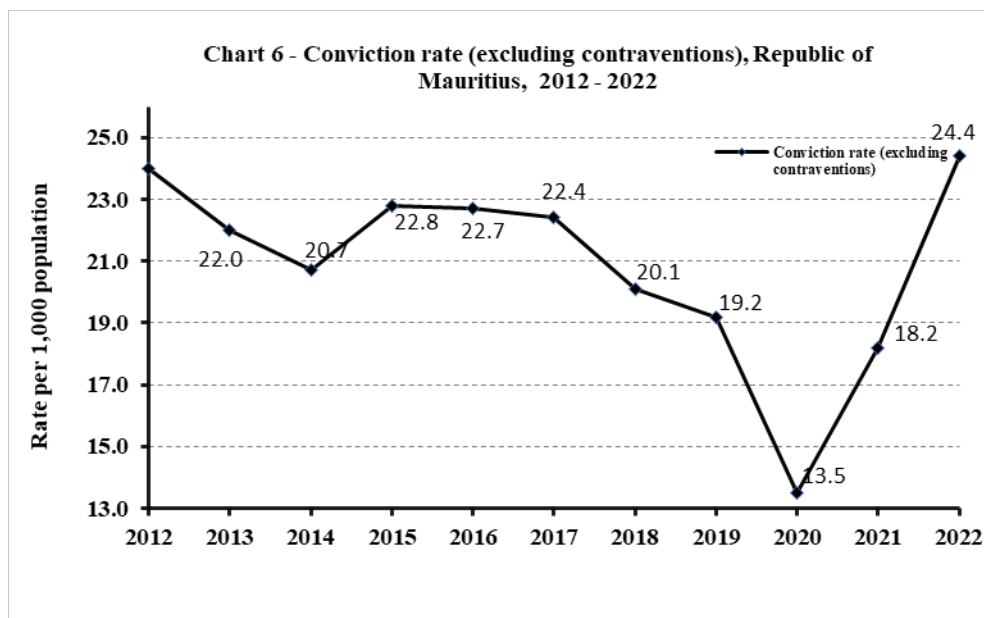
From 2010, the general level of crime and misdemeanour (offence rate) was 37.4 per 1,000 population. It, then, declined gradually to stabilize at around 33 from 2012 to 2014, increased to 37.8 in 2017, fell to around 35 in 2018 to 2019, increased to 57.6 in 2021 and finally declined to 45.8 in 2022(Chart 5).

On the other hand, as from 2010, contravention rate per 1,000 population was on the rise from 139.4 to reach 182.3 in 2012. Thereafter, it oscillated around that level and then, picked up followed by a rising trend from 195.3 in 2016 to peak at 204.6 in 2018 thereafter to finally drop to 100.0 in 2022.



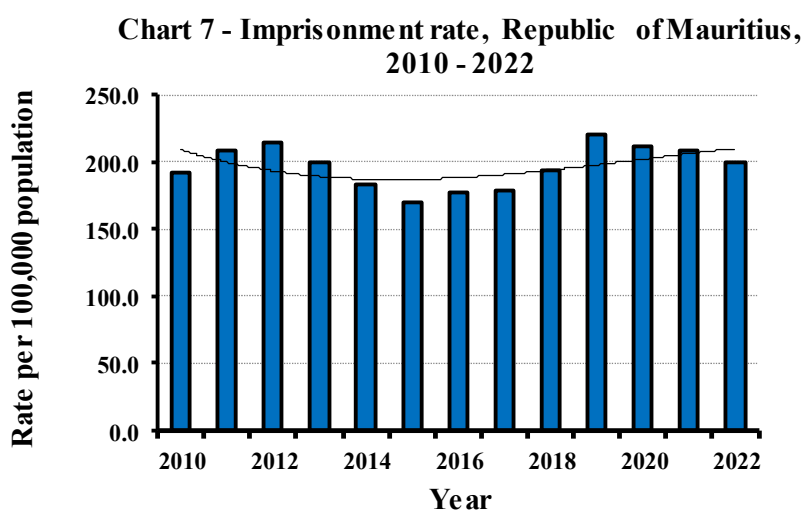
9.2 Conviction rate (excluding contraventions)

In 2012, the conviction rate per 1,000 population stood at 24.0 (Chart 6). It decreased to 20.7 in 2014 followed by an increase in 2015 reaching 22.8. A gradual decrease is then observed from 2015 to 2019 reaching 19.2. Thereafter a sharp decline, due to COVID 19 as courts were closed, was noted to reach 13.5 in 2020 followed by a steep rise reaching 24.4 in 2022.



9.3 Imprisonment rate

From 2009 to 2012, the imprisonment rate per 100,000 mid-year population showed an increasing trend to reach 214.2 in 2012 (Chart 7). It then declined gradually to 169.0 in 2015 but rose again during the period 2016 to 2019. However, the rate for 2021 (208.4) is lower than in 2020 (210.7).



10. Notes to Users

10.1 Release of data on Crime, Justice and Security statistics

This indicator is released on a yearly basis according to an advance release calendar posted on the website of Statistics Mauritius (<http://statsmauritius.govmu.org/English/Publications/Pages/Publication-Programme.aspx>).

More information on Crime, Justice and Security statistics can be obtained from the website of Statistics Mauritius on the fol. URL:
https://statsmauritius.govmu.org/Pages/Statistics/By_Subject/CJS/SB_CJS.aspx

Specific information on:

Judiciary can be accessed at: <https://supremecourt.govmu.org>

Prisons can be accessed at: <http://prisons.govmu.org/English/Pages/default.aspx>

10.2 Caution to users

The following points should be recalled when drawing any conclusions from the figures in this publication:

(a) When comparing figures, it should be realised that police and judiciary figures are based on offences but prison and probation figures are based on offenders, and that an offender can be sentenced for more than one offence.

(b) Offences can sometimes be reclassified, usually as less serious, as they proceed from police investigation through prosecution to final court sentence. This is usually due to evidence not being as robust as at first thought or more evidence coming to light following the initial report.

(c) The trends in offences like drug offences and road traffic contraventions should be interpreted with caution since they may be subject to fluctuations as a result of sensitisation/awareness campaigns and intelligence-led operations. For example, the Road Traffic Act has been amended in August 2018.

(d) Police statistics are often better indicators of prevalence of law and willingness to report offences than actual prevalence. Therefore, surveys on the experience of victimization from the public together with the data from the reported cases can give a more comprehensive picture on the actual number of victims.

(e) Care should be taken while comparing statistics on the number of cases lodged and disposed of over time. Cases lodged in Court are more directly comparable. However, cases disposed of are not comparable, given that these cases might have been lodged during the reference year or any year before.

List of tables (Annex 1)

Table A1.1: Cases reported and offence rate per 1,000 population by type, Republic of Mauritius, 2021 & 2022

Table A1.2: Reported offences and rate per 100,000 population by offence, Republic of Mauritius, 2021 & 2022

Table A1.3: Road traffic contraventions, Republic of Mauritius, 2021 & 2022

Table A1.4: Persons suspected, arrested and/or cautioned by type of offence, Republic of Mauritius, 2021 & 2022

Table A1.5: Persons prosecuted by type of offence, Republic of Mauritius, 2021 & 2022

Table A1.6: Offences involving juveniles reported by type, category and sex, Republic of Mauritius, 2021 & 2022

Table A1.7: Victims of selected offences by socio-demographic and other characteristics, Republic of Mauritius, 2021 & 2022

Table A1.8: Number of civil and criminal cases, Republic of Mauritius, 2021 & 2022

Table A1.9: Convicted offences involving adults and juveniles by outcome of judgment and offence, Republic of Mauritius, 2021 & 2022

Table A1.10: Daily average and admission of detainees for adults and Juveniles, Republic of Mauritius, 2021 & 2022

Table A1.11: Convicts admission rate by age-group and sex, Republic of Mauritius, 2021 & 2022

Table A1.12: Fine defaulters admitted to prisons by amount of fine due, Republic of Mauritius, 2021 & 2022

Table A1.13: Admission of convicts to prisons by offence and length of sentence, Republic of Mauritius, 2021 & 2022

Contacts

For further information, please contact:

- (1) Mr J.A. Laloo, Statistician/ Senior Statistician (Police, Prison, Probation and After Care Service)
- (2) Ms H. Murdan, Statistical Officer /Senior Statistical Officer (Police)
- (3) Mr V. Sewnundun Statistical Officer /Senior Statistical Officer (Police)
- (4) Ms. S. Nunhuck, Statistician/ Senior Statistician (ODPP & Judiciary)
- (5) Ms. V. Busgeeth, Statistical Officer/Senior Statistical Officer (Judiciary)

Office address: Statistics Mauritius, L.I.C Centre, Port-Louis

Email : jlaloo@govmu.org

smurdan@govmu.org

vsewnundun@govmu.org

snunhuck@govmu.org

vbusgeeth@govmu.org

sm-cjs@govmu.org

Tel: (230) 213-0710 (Police)
: (230) 213-3055 (Judiciary)
: (230) 401-6600 ext 6694 (Prison)
: (230) 465-1156 (Probation)
: (230) 405-5673 ext 116 (ODPP)

Statistics Mauritius
Ministry of Finance, Economic Planning and Development
Port Louis
30 June 2023

Table A1.1 - Cases reported and offence rate per 1,000 population by type, Republic of Mauritius, 2021 & 2022

Cases	2021		2022	
	Number	Rate	Number	Rate
Crimes ¹	6,447	5.1	6,846	5.4
<i>of which drug offences</i>	2,200		2,034	
Misdemeanours ¹	66,488	52.5	51,000	40.4
<i>of which drug offences</i>	2,626		2,468	
Contraventions	126,897	100.2	126,225	100.0
<i>of which road traffic contraventions</i>	112,454		113,977	
Total offences	199,832		184,071	
Total offences (excl. contraventions)	72,935	57.6	57,846	45.8
<i>of which drug offences</i>	4,826	3.8	4,502	3.6
Other occurrences	48,307		53,480	
<i>of which suicide</i>	104		84	
<i>attempted suicide</i>	258		266	
Total cases	248,139		237,551	

¹ Crime and misdemeanour rates include drug offences

Table A1. 2 - Reported offences and rate per 100,000 population by offence¹, Republic of Mauritius, 2021 & 2022

Offences	Number		Rate		% change
	2021	2022	2021	2022	
Acts leading to death or intending to cause death	84	81	6.6	6.4	-3.6
Intentional homicide	34	28	2.7	2.2	-17.6
<i>of which murder</i>	33	28			
Attempted intentional homicide	11	16			
Non intentional homicide	34	31			
Illegal feticide	5	6			
Acts causing harm or intending to cause harm to the person	13,603	13,922	1,074.4	1,103.0	2.3
Assault	8,314	8,189	656.7	648.8	-1.5
<i>of which serious assault</i>	271	194			
<i>minor assault (simple assault)</i>	8,043	7,995			
Other assaults or threats	846	705			
Acts against liberty	31	70			
Trafficking in persons	2	2			
Coercion	31	29			
Negligence	3,378	3,433			
<i>of which making use of cellular phone whilst driving</i>	1,168	1,095			-6.3
Dangerous acts	999	1,494			
<i>of which driving motor vehicle with alcohol concentration above prescribed limit²</i>	942	1,423			51.1
Injurious acts of a sexual nature	608	601	48.0	47.6	-1.2
Sexual violence	420	458	33.2	36.3	9.0
<i>of which rape</i>	36	53			
<i>sodomy</i>	41	28			
Sexual exploitation	188	143			
Acts against property involving violence or threat against a person	630	714	49.8	56.6	13.3
Robbery	620	698			12.6
Other acts against property involving violence or threat against a person	10	16			
Acts against property only	14,302	17,194	1,129.6	1,362.2	20.2
Burglary	1,077	1,268			17.7
Theft	11,601	14,087	916.3	1,116.0	21.4
<i>of which larceny from motor vehicles</i>	540	675			
Intellectual property offences	49	68			
Property damage	1,575	1,770			
Other acts against property only	0	1			

Table A1. 2 (cont'd) - Reported offences and rate per 100,000 population by offence¹, Republic of Mauritius, 2021 & 2022

Offences	Number		Rate		% change
	2021	2022	2021	2022	
Acts involving controlled drugs or other psychoactive substances (<i>drug offences</i>)	4,826	4,502	381.2	356.7	-6.7
Acts involving fraud, deception or corruption	1,653	1,855	130.6	147.0	12.2
Fraud	558	681			
Forgery/counterfeiting	235	187			
Corruption	623	748			
<i>of which bribery by public official</i>	<i>1</i>	<i>1</i>			
<i>bribery of public official</i>	<i>6</i>	<i>1</i>			
Acts involving the proceeds of crime	200	204			
Other acts involving fraud, deception or corruption	37	35			
Acts against public order, authority and provisions of the State	8,490	10,101	670.6	800.2	19.0
<i>of which acts against public order behavioural standards</i>	<i>1,994</i>	<i>2,092</i>			
<i>acts against the justice system</i>	<i>6,119</i>	<i>7,580</i>			
Acts against public safety and state security	109,076	109,965	8,615.4	8,711.8	0.8
of which non-injurious traffic violations	108,624	109,573			
<i>of which speeding</i>	<i>41,393</i>	<i>58,773</i>			42.0
<i>failing to wear seat belt whilst driving</i>	<i>2,101</i>	<i>1,749</i>			-16.8
<i>Driving without licence</i>	<i>1,034</i>	<i>980</i>			-5.2
<i>protective helmet improperly secured</i>	<i>489</i>	<i>334</i>			-31.7
Acts against the natural environment	65	60	5.1	4.8	-7.7
Other criminal acts not elsewhere classified	46,495	25,076			-46.1
Total	199,832	184,071			-7.9
<i>of which road traffic offences</i>	<i>112,454</i>	<i>113,977</i>	<i>8,882.2</i>	<i>9,029.7</i>	1.4

¹ Based on International Classification of Crime for Statistical Purpose (ICCS) Version 1.0

² Formerly 'Driving under the influence of liquor'

Table A1.3 - Road traffic contraventions, Republic of Mauritius, 2021 & 2022

Offences	Number		% change
	2021	2022	
Exceeding speed limit	41,393	58,773	42.0
Driving motor vehicle with alcohol concentration above prescribed limit ¹	942	1,423	51.1
Driving without due care and attention	1,396	1,333	-4.5
Dangerous driving	269	488	81.4
Bicycle contraventions	51	37	-27.5
Failing to comply with traffic sign	2,032	2,555	25.7
Failing to stop when signaled by a police officer	1,647	1,195	-27.4
Overtaking on uninterrupted white line	323	164	-49.2
Failing to wear seat belt whilst driving	2,101	1,749	-16.8
Protective helmet improperly secured	489	334	-31.7
Making use of cellular phone whilst driving	1,168	1,095	-6.3
Breach of conditions attached to provisional licence	3,606	3,141	-12.9
Breach of condition attached to carriers licence	240	145	-39.6
Driving without licence	1,034	980	-5.2
Failing to produce driving licence on demand	10,131	7,997	-21.1
Failing to produce driving licence/Certificate of insurance within delay	507	231	-54.4
Motor vehicle licence not affixed	5,729	4,422	-22.8
Inoperative insurance policy	425	181	-57.4
Worn out tyre	600	441	-26.5
Allowing oil to drop	89	11	-87.6
Parking on double yellow line	1,407	1,270	-9.7
Parking on prohibited area	972	1,575	62.0
Parking on footpath/pavement	927	907	-2.2
Fittings out of order	1,128	544	-51.8
No tail light	178	125	-29.8
Inefficient silencer	538	442	-17.8
Other	33,132	22,419	-32.3
Total	112,454	113,977	1.4

¹ Formerly 'Driving under the influence of liquor'

Table A1. 4 - Persons suspected, arrested and/or cautioned by type of offences, Republic of Mauritius, 2021 & 2022

Offences ¹	2021			2022			% change
	Adults	Juveniles	Total	Adults	Juveniles	Total	Total
Crimes	4,569	125	4,694	5,195	105	5,300	12.9
<i>of which drug offences</i>	1,768	22	1,790	1,714	23	1,737	-3.0
Misdemeanours	15,974	283	16,257	30,642	186	30,828	89.6
<i>of which drug offences</i>	1,858	10	1,868	1,594	9	1,603	-14.2
Total	20,543	408	20,951	35,837	291	36,128	72.4
<i>of which</i>							
<i>Homicide</i> ²	158	6	164	75	0	75	-54.3
<i>Assault</i>	3,301	76	3,377	4,703	76	4,779	41.5
<i>Negligence</i>	217	8	225	341	0	341	51.6
<i>Sexual violence and sexual exploitation</i>	373	46	419	529	36	565	34.8
<i>Robbery</i>	925	23	948	537	27	564	-40.5
<i>Burglary</i>	483	9	492	700	15	715	45.3
<i>Theft</i>	3,107	97	3,204	7,721	75	7,796	143.3
<i>Property damage</i>	332	15	347	1,227	6	1,233	255.3
<i>Drug offences</i>	3,626	32	3,658	3,308	32	3,340	-8.7
<i>Fraud/forgery/counterfeiting/corruption</i>	567	2	569	1,206	0	1,206	112.0

¹ Exclude contraventions

² Exclude 'Abortion' and 'Arson causing death' 0 for Nil

Table A1.5 - Persons prosecuted by type of offences, Republic of Mauritius, 2021 & 2022

Offences ¹	2021			2022			% change
	Adults	Juveniles	Total	Adults	Juveniles	Total	Total
Crimes	3,441	50	3,491	4,676	68	4,744	35.9
<i>of which drug offences</i>	1,222	4	1,226	780	4	784	-36.1
Misdemeanours	10,918	147	11,065	11,064	95	11,159	0.8
<i>of which drug offences</i>	1,726	12	1,738	1,575	1	1,576	-9.3
Total	14,359	197	14,556	15,740	163	15,903	9.3
<i>of which</i>							
<i>Homicide</i> ²	57	0	57	46	0	46	-19.3
<i>Assault</i>	2,469	25	2,494	1,731	35	1,766	-29.2
<i>Negligence</i>	185	0	185	126	1	127	-31.4
<i>Sexual violence and sexual exploitation</i>	176	6	182	164	5	169	-7.1
<i>Robbery</i>	812	24	836	1,857	35	1,892	126.3
<i>Burglary</i>	671	9	680	1,048	10	1,058	55.6
<i>Theft</i>	2,098	38	2,136	3,688	40	3,728	74.5
<i>Property damage</i>	154	9	163	232	19	251	54.0
<i>Drug offences</i>	2,948	16	2,964	2,355	5	2,360	-20.4
<i>Fraud/forgery/counterfeiting/corruption</i>	276	0	276	271	0	271	-1.8

¹ Exclude contraventions

² Exclude 'Abortion' and 'Arson causing death' 0 for Nil

Table A1. 6 - Offences involving juveniles reported by type, category and sex, Republic of Mauritius, 2021 & 2022

	2021			2022			% change
	Male	Female	Total	Male	Female	Total	Total
Juvenile offences	<i>Napp</i>	<i>Napp</i>	691	<i>Napp</i>	<i>Napp</i>	602	-12.9
Crimes and misdemeanours	<i>Napp</i>	<i>Napp</i>	419	<i>Napp</i>	<i>Napp</i>	446	6.4
Crimes ¹	<i>Napp</i>	<i>Napp</i>	158	<i>Napp</i>	<i>Napp</i>	155	-1.9
<i>of which drug offences</i>	<i>Napp</i>	<i>Napp</i>	23	<i>Napp</i>	<i>Napp</i>	23	
Misdemeanours ¹	<i>Napp</i>	<i>Napp</i>	261	<i>Napp</i>	<i>Napp</i>	291	11.5
<i>of which drug offences</i>	<i>Napp</i>	<i>Napp</i>	13	<i>Napp</i>	<i>Napp</i>	9	
Contraventions²	<i>Napp</i>	<i>Napp</i>	272	<i>Napp</i>	<i>Napp</i>	156	-42.6
<i>of which road traffic</i>	<i>Napp</i>	<i>Napp</i>	261	<i>Napp</i>	<i>Napp</i>	134	
Juvenile offenders	661	47	708	572	46	618	-12.7
<i>of which</i>							
Homicide ⁴	7	2	9	1	0	1	
Assault	80	21	101	94	28	122	
Negligence	7	0	7	6	0	6	
Sexual violence and sexual exploitation	70	1	71	83	1	84	
Robbery/burglary/theft	95	9	104	134	8	142	
Property damage	18	3	21	8	3	11	
Drug offences	36	0	36	32	0	32	
Fraud/forgery/counterfeiting/corruption	2	0	2	0	0	0	
Crimes and misdemeanours	391	45	436	418	44	462	6.0
Crimes ¹	154	7	161	173	3	176	9.3
<i>of which drug offences</i>	23	0	23	23	0	23	
Misdemeanours ¹	237	38	275	245	41	286	4.0
<i>of which drug offences</i>	13	0	13	9	0	9	
Contraventions²	270	2	272	154	2	156	-42.6
<i>of which road traffic</i>	260	1	261	134	0	134	
Juvenile delinquency rate³	7.4	0.9	4.2	8.2	0.9	4.6	

¹ Crimes and misdemeanours include drug offences

² Excludes contraventions established by camera

³ Rate per 1,000 mid year juvenile population (excluding contraventions)

⁴ Exclude 'Abortion' and 'Arson causing death'

Napp for not applicable

0 for Nil

Table A1.7 - Victims of selected offences¹ by socio-demographic and other characteristics, Republic of Mauritius, 2021 & 2022

Characteristics of victim	2021					2022					Number
	Homicides			Assaults	Sexual violence and sexual exploitation	Homicides			Assaults	Sexual violence and sexual exploitation	
	Intentional homicides ²	Attempted Intentional homicides	Non-int. ³			Intentional homicides ²	Attempted Intentional homicides	Non-int. ³			
Total											
Both sexes	34	12	39	9,066	630	29	16	33	8,365	612	
Male	22	8	34	4,660	42	20	12	29	4,232	44	
Female	12	4	5	4,406	588	9	4	4	4,133	568	
Adult											
Both sexes	33	11	38	8,566	127	28	14	30	7,822	178	
Male	22	8	33	4,360	6	20	11	26	3,896	14	
Female	11	3	5	4,206	121	8	3	4	3,926	164	
Juvenile											
Both sexes	1	1	1	500	503	1	2	3	543	434	
Male	0	0	1	300	36	0	1	3	336	30	
Female	1	1	0	200	467	1	1	0	207	404	
Activity Status											
Employed	11	9	19	5,244	77	16	12	18	5,093	117	
Student	0	1	1	452	414	0	2	2	544	361	
Other	23	2	19	3,370	139	13	2	13	2,728	134	
Relationship to offender											
Related	13	3	2	4,756	215	9	2	1	4,256	162	
Not related	21	9	37	4,310	415	20	14	32	4,109	450	
Location of incident											
Private-household	21	5	3	5,648	476	16	4	1	5,046	447	
Educational-institution	0	0	0	45	5	0	0	0	112	15	
Public places ⁴	9	6	36	2,651	75	6	12	29	2,629	79	
Other places ⁵	4	1	0	722	74	7	0	3	578	71	

¹ A person may be victim of one or more offence and/or an offence may involve one or more victim

² Excluding abortion

³ Non-intentional homicides

⁴ Comprising commercial area, hotel, bungalow, public road and public beach

⁵ Comprising workplace, hospital, airport, concert, etc.

0 for Nil

Table A1.8 - Number of civil and criminal cases, Republic of Mauritius, 2021 & 2022

	2021				2022				Number
	Cases pending as at 1st January	Cases lodged	Cases disposed of	Cases outstanding as at 31st December	Cases pending as at 1st January	Cases lodged	Cases disposed of	Cases outstanding as at 31st December	
Civil cases¹	16,013	14,618	12,987	17,644	17,608	15,162	14,765	18,005	
<i>of which</i>									
<i>divorce</i>	2,623	2,462	2,415	2,670	2,302	2,756	2,552	2,506	
<i>cases under the Protection from Domestic Violence Act</i>	544	1,589	1,503	630	503	1,420	1,395	528	
Criminal cases	45,586	75,038	64,484	56,140	54,691	94,212	78,612	70,291	
Total	61,599	89,656	77,471	73,784	72,299	109,374	93,377	88,296	

¹ Number of civil cases pending at the beginning of year 2022 have been revised in light of physical count carried out at the end of the year 2021

Table A1.9 - Convicted offences involving adults and juveniles by outcome of judgment and offence¹, Republic of Mauritius, 2021 & 2022

Offences	2021			2022			% Change
	Adult	Juvenile	Total	Adult	Juvenile	Total	Total
Total convicted offences	50,017	35	50,052	60,477	6	60,483	20.8
By outcome of judgement							
Imprisonment	3,604	<i>Napp</i>	3,604	6,232	<i>Napp</i>	6,232	72.9
Detention at RYC ² & other institutions ³	<i>Napp</i>	0	0	<i>Napp</i>	0	0	-100.0
Detention at CYC ⁴	<i>Napp</i>	18	18	<i>Napp</i>	4	4	-77.8
Fine ⁵	44,558	7	44,565	52,643	0	52,643	18.1
Other ⁶	1,855	10	1,865	1,602	2	1,604	-14.0
By offence							
Acts leading to death or intending to cause death	45	0	45	61	0	61	35.6
Intentional homicide	12	0	12	12	0	12	0.0
Attempted intentional homicide	0	0	0	0	0	0	
Non-intentional homicide	33	0	33	46	0	46	39.4
Illegal feticide	0	0	0	3	0	3	
Acts causing harm or intending to cause harm to the person	4,887	1	4,888	5,194	0	5,194	6.3
Assault	783	0	783	1,078	0	1,078	37.7
<i>Serious assault</i>	<i>130</i>	<i>0</i>	<i>130</i>	<i>114</i>	<i>0</i>	<i>114</i>	
<i>Minor assault</i>	<i>653</i>	<i>0</i>	<i>653</i>	<i>964</i>	<i>0</i>	<i>964</i>	
Other assaults or threats	104	0	104	82	0	82	-21.2
Acts against liberty	7	0	7	7	0	7	
Trafficking in persons	0	0	0	0	0	0	
Coercion	1	0	1	0	0	0	
Negligence	2,336	0	2,336	2,438	0	2,438	4.4
<i>of which driving without due care and dangerous driving</i>	<i>956</i>	<i>0</i>	<i>956</i>	<i>1,160</i>	<i>0</i>	<i>1,160</i>	21.3
<i>making use of cellular phone whilst driving</i>	<i>1,202</i>	<i>0</i>	<i>1,202</i>	<i>1,014</i>	<i>0</i>	<i>1,014</i>	-15.6
Dangerous acts	1,656	1	1,657	1,589	0	1,589	-4.1
<i>of which driving motor vehicle with alcohol concentration above prescribed limit⁷</i>	<i>631</i>	<i>0</i>	<i>631</i>	<i>695</i>	<i>0</i>	<i>695</i>	10.1
Injurious acts of a sexual nature	96	1	97	69	0	69	-28.9
Sexual violence	61	1	62	41	0	41	-33.9
<i>of which rape</i>	<i>4</i>	<i>0</i>	<i>4</i>	<i>5</i>	<i>0</i>	<i>5</i>	
<i>sodomy</i>	<i>6</i>	<i>0</i>	<i>6</i>	<i>8</i>	<i>0</i>	<i>8</i>	
<i>Sexual intercourse with minor under 16; with handicapped person; with specified person</i>	<i>26</i>	<i>0</i>	<i>26</i>	<i>17</i>	<i>0</i>	<i>17</i>	
Sexual exploitation	35	0	35	28	0	28	-20.0
Acts against property involving violence or threat against a person	873	6	879	1,419	1	1,420	61.5
Robbery	873	6	879	1,419	1	1,420	61.5

Table A1.9 (cont'd) - Convicted offences involving adults and juveniles by outcome of judgment and offence¹, Republic of Mauritius, 2021 & 2022

Offences	2021			2022			% Change
	Adult	Juvenile	Total	Adult	Juvenile	Total	Total
Acts against property only	2,857	22	2,879	4,227	2	4,229	46.9
Burglary	557	14	571	966	2	968	69.5
Theft	2,139	8	2,147	3,020	0	3,020	40.7
Intellectual property offences	3	0	3	7	0	7	133.3
Property damage	158	0	158	234	0	234	48.1
Acts involving controlled drugs or other psychoactive substances (drug offences)	1,815	2	1,817	2,177	0	2,177	19.8
Acts involving fraud, deception or corruption	1,419	1	1,420	1,095	2	1,097	-22.7
Fraud	88	0	88	78	0	78	-11.4
Forgery/counterfeiting	129	0	129	111	0	111	-14.0
Corruption	111	0	111	113	0	113	1.8
<i>of which bribery by public official</i>	0	0	0	0	0	0	
<i>bribery of public official</i>	1	0	1	0	0	0	
Acts involving the proceeds of crime	1034	1	1,035	720	2	722	
Other acts involving fraud, deception or corruption	57	0	57	73	0	73	
Acts against public order, authority and provisions of the State	4,801	0	4,801	7,193	1	7,194	49.8
Acts against public order behavioural standards	536	0	536	653	0	653	
Acts against public order sexual standards	26	0	26	53	0	53	
Acts contrary to public revenue or regulatory provisions	344	0	344	433	0	433	
<i>of which revenue offences</i>	344	0	344	423	0	423	
Acts against the justice system	3,773	0	3,773	5,891	1	5,892	
Acts related to democratic elections	0	0	0	0	0	0	
Acts contrary to labour law	122	0	122	163	0	163	
Acts against public safety and state security	26,917	1	26,918	29,674	0	29,674	10.2
Acts involving weapons, explosives and other destructive materials	69	0	69	90	0	90	
Acts against computer systems	324	0	324	286	0	286	
Non-injurious traffic violations⁵	26,524	1	26,525	29,298	0	29,298	10.5
<i>of which speeding</i>	3,771	0	3,771	4,945	0	4,945	
<i>failing to wear seat belt whilst driving</i>	992	0	992	1,177	0	1,177	
<i>driving without licence</i>	1,059	0	1,059	1,235	0	1,235	
<i>protective helmet improperly secured</i>	625	0	625	708	0	708	
Acts against the natural environment	774	0	774	829	0	829	7.1
Other criminal acts not elsewhere classified	5,533	1	5,534	8,539	0	8,539	54.3
Conviction rate⁸	20.0	0.3	18.2	26.9	0.0	24.4	34.2

¹ Based on international classification of crime for Statistical purpose (ICCS) Version 1.0 (UNODC)

² Rehabilitation Youth Centre

³ Other institutions comprise Probation Home/Hostel/SOS Village/Terre de Paix, etc.

⁴ Correctional Youth Centre

⁵ Exclude figures under fixed penalty notice

⁶ Other comprise Probation Order, Community Service Order and conditional and absolute discharges

⁷ Formerly 'Driving under the influence of liquor'

⁸ Excluding contraventions

Napp: Not Applicable

0 for Nil

Table A1.10 - Daily average and admission of detainees for adults and juveniles, Republic of Mauritius, 2021 & 2022

	2021			2022			% change in Total
	Male	Female	Total	Male	Female	Total	
Adult and Juvenile							
<i>Daily average</i>							
Convicts	1,032	25	1,057	1,083	30	1,113	5.3
Remand and trials	1,467	115	1,582	1,280	116	1,396	-11.8
Total	2,499	140	2,639	2,363	146	2,509	-4.9
Adult							
<i>Daily average</i>							
Convicts	1,030	25	1,055	1,082	30	1,112	5.4
Remand and trials	1,449	115	1,564	1,277	115	1,392	-11.0
Total	2,479	140	2,619	2,359	145	2,504	-4.4
<i>Admission</i>							
By number of previous imprisonment							
None	877	62	939	1,205	71	1,276	35.9
One	440	21	461	478	39	517	12.1
Two or more	1,859	42	1,901	3,162	61	3,223	69.5
Total	3,176	125	3,301	4,845	171	5,016	52.0
Juvenile							
<i>Daily average</i>							
Convicts	2	0	2	1	0	1	-50.0
Remand and trials	18	0	18	3	1	4	-77.8
Total	20	0	20	4	1	5	-75.0
<i>Admission</i>							
<i>Correctional Youth Centre</i>							
Convicts	18	0	18	3	0	3	-83.3
<i>Sexual Offences</i>	0	0	0	0	0	0	
<i>Theft/Burglary/Robbery</i>	17	0	17	2	0	2	
<i>Other offences</i>	1	0	1	1	0	1	
Remand	104	1	105	28	3	31	-70.5
Total	122	1	123	31	3	34	-72.4
<i>Rehabilitational Youth Centre</i>							
Convicts	5	4	9	0	3	3	-66.7
<i>Theft/Burglary/Robbery</i>	0	0	0	0	0	0	
<i>Child beyond control</i>	5	4	9	0	3	3	
<i>Other cases</i>	0	0	0	0	0	0	
Remand	12	19	31	2	1	3	-90.3
Total	17	23	40	2	4	6	-85.0
Imprisonment rate¹	399.2	21.9	208.4	378.8	22.9	198.8	
Average prison occupancy level²	69.6	86.9	70.1	65.7	75.5	66.2	

¹ Daily average number of detainees per 100,000 population

² Prison population as a percentage of the prison capacity

0 for Nil

Table A1.11 - Convicts admission rate¹ by age-group and sex, Republic of Mauritius, 2021 & 2022

Age-group (years)	2021						2022					
	Male		Female		Total		Male		Female		Total	
	No.	Rate	No.	Rate	No.	Rate	No.	Rate	No.	Rate	No.	Rate
14-17	18	48.8	0	0.0	18	24.9	3	8.5	0	0.0	3	4.3
18 - 21	218	550.8	6	15.6	224	287.4	402	1,026.8	21	55.3	423	548.6
22 - 25	649	1,688.0	15	40.1	664	875.0	920	2,365.1	34	90.7	954	1,249.1
26 - 30	832	1,688.3	34	70.5	866	887.8	1,384	2,842.9	44	91.5	1,428	1,475.6
31 - 35	560	1,299.2	31	74.2	591	696.3	833	1,867.1	35	84.5	868	991.1
36 - 50	784	581.4	34	25.9	818	307.2	1,146	856.2	33	25.3	1,179	446.1
Over 50	133	71.7	5	2.4	138	34.7	160	85.6	4	1.9	164	40.9
Total	3,194	605.3	125	22.9	3,319	309.5	4,848	918.8	171	31.4	5,019	467.8

¹Rate per 100,000 population

0 for Nil

Table A1.12 - Fine defaulters admitted to prisons by amount of fine due, Republic of Mauritius, 2021 & 2022

Amount of fine (Rs)	2021	2022	% change
< 1,001	17	45	164.7
1,001 - 5,000	146	226	54.8
5,001 -10,000	22	48	118.2
10,001 - 20,000	14	30	114.3
20,001 - 25,000	2	3	50.0
25,001 - 30,000	1	9	800.0
30,001 - 60,000	3	10	233.3
60,001 & over	8	17	112.5
Total	213	388	82.2

Table A1.13 - Admission of convicts to prisons by offence¹ and length of sentence, Republic of Mauritius, 2021 & 2022

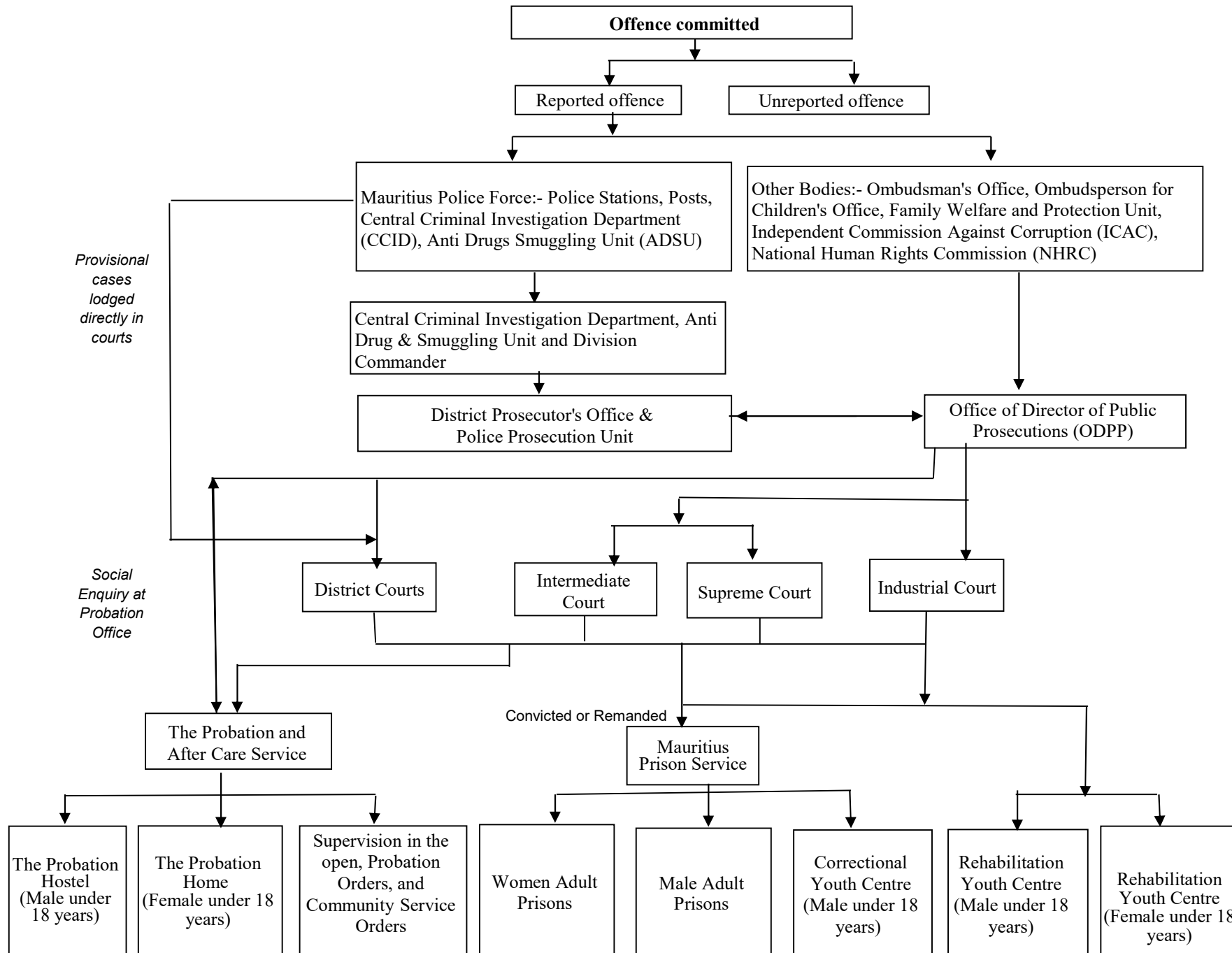
	2021	2022	% change
By offence¹			
Acts leading to death or intending to cause death	26	20	-23.1
Intentional homicide	11	5	
Attempted intentional homicide	0	0	
Non intentional homicide	15	15	
Acts causing harm or intending to cause harm to the person	138	477	245.7
<i>of which assault</i>	47	424	
<i>serious assault</i>	42	369	
<i>minor assault (simple assault)</i>	5	55	
Injurious acts of a sexual nature	30	30	0.0
Sexual violence	23	17	
<i>of which rape</i>	3	4	
Sexual exploitation	7	13	
Acts against property involving violence or threat against a person	677	641	-5.3
<i>of which robbery</i>	669	541	
Acts against property only	1,472	1,966	33.6
<i>of which burglary</i>	441	534	
<i>theft</i>	1,016	1,387	
<i>property damage</i>	15	45	
Acts involving controlled drugs or other psychoactive substances (drug offences)	312	340	9.0
Acts involving fraud, deception or corruption	111	245	120.7
<i>of which fraud</i>	19	28	
<i>forgery/counterfeiting</i>	10	88	
<i>corruption</i>	13	107	
Acts against public order, authority and provisions of the State	466	1,024	119.7
<i>of which rogue and vagabond</i>	32	181	
<i>aiding and abetting in the commission of a crime</i>	31	157	
<i>breach of condition of release</i>	116	314	
<i>breach of protection order</i>	205	135	
Acts against public safety and state security	73	201	175.3
<i>of which possession of offensive weapon</i>	10	16	
Other criminal acts not elsewhere classified²	14	75	435.7
Total	3,319	5,019	51.2
By length of sentence			
< 1 month	930	1,619	74.1
1 - 3 months	1,143	1,652	44.5
4 - 6 months	471	700	48.6
7 - 18 months	390	460	17.9
7 - 12 months	310	350	12.9
13 - 18 months	80	110	37.5
19 months to less than 2 years	3	8	166.7
Two years and over	167	192	15.0
Life sentence	2	0	
Undefined (fine defaulters)	213	388	82.2
Total	3,319	5,019	

¹ Based on International Classification of Crime for Statistical Purpose (ICCS) Version 1.0 (UNODC)

² Data were not available at detailed level in 2016

0 for Nil

National Criminal Chart, Republic of Mauritius



GLOSSARY

1. **Absolute discharge** is complete and unconditional release.
2. **Acts against liberty** is taking away or limiting the movement or liberty of a person.
3. **Admission rate** is defined as the number of people admitted to prison in a given year per 100,000 mid-year population.
4. **Assault** is defined as intentional or reckless application of physical force inflicted upon the body of a person.
5. **Acquitted** means dismissed.
6. **Burglary** is defined as unlawful entry into someone else's premises with the intention to commit a theft.
7. **Cases** to the police are:
 - either offences punishable by law such as **crimes** (which are punishable by penal servitude and/or a fine exceeding Rs 10,000), **misdemeanours** (which are punishable by imprisonment for a term exceeding 30 days and/or a fine exceeding Rs 10,000) and **contraventions** (which are punishable by imprisonment for a term not exceeding 30 days and/or a fine not exceeding Rs 10,000),
 - or relate to other occurrences such as accidental deaths, accidental fires, suicides or attempted suicides and street accidents.
8. **Coercion** is demanding a particular course of action through the use of force, threat intimidation, threat to reveal compromising information, or threat of defamation.
9. **Community Service Order** is a sentence requiring an offender to perform unpaid community work in lieu of imprisonment or non-payment of fines.
10. **Conditional discharge** is a sentence whereby an offender is released under certain conditions, e.g. to be of good behaviour for a specified period of time.
11. **Contraventions (least serious offences)** are defined as offences that are punishable by:
 - (a) imprisonment for a term not exceeding 30 days;
 - (b) fine not exceeding 10,000 rupees.
12. **Cost of detainee** is based on the recurrent expenditure of the prisons, the social aid granted to the detainees' ward(s) and the value of labour contribution of detainees to the prisons' workshops.

13. **Crimes (most serious offences)** are defined as offences that are punishable by:

- (a) penal servitude;
- (b) fine exceeding 10,000 rupees.

14. **Criminal case** is a case dealing with an offender indicted for an offence.

15. **Cumulative Road Traffic Offences (CRTO)**

Cumulative Road Traffic Offence (CRTO) means an offence stipulated in the third Schedule of the Road Traffic Act (Sect 123 AG of RTA).

- (a) Where a person is convicted on a fifth occasion for one or more offences specified in the third schedule and those offences committed within a period of 24 months, the Court shall disqualify him/her from holding or obtaining a driving license for all classes of motor vehicles for a period of not less than 6 months nor more than 12 months.
- (b) Whereas when a person is convicted on a third occasion for a Cumulative Road Traffic Offence (CRTO) within a period of 24 months, the Licensing Officer shall inform that person by way of a Notice that he/she has been convicted three times for a CRTO.

16. **Fines for exceeding speed**

As per the Road Traffic (Amendment) Act 2018 (Act No. 12 of 2018), with effect from 01 October 2018, a new graduated scale of fines for exceeding speed limits was introduced as follows:

- (a) fine of Rs 2,500 for exceeding the speed limit by not more than 15 km per hour;
- (b) fine of Rs 5,000 for exceeding the speed limit by more than 15 but not more than 25 km per hour and
- (c) fine of Rs 10,000 for driving at a speed exceeding the authorised speed limit by more than 25 km per hour.

17. **Dangerous acts** are bodily harm or potential for bodily harm caused by a person's dangerous behaviour or act carried out with the knowledge that the act has potential to cause harm.

18. **Detainee** is referred to as any person confined to prison and is classified as follows:

- (a) **Convict:** person sentenced to imprisonment.
- (b) **Person on remand and trial:** person charged for an offence with a court of law and awaiting judgment.

19. **Drug offences** are as spelt out under the Dangerous Drug Act 2000. They relate mainly to drugs like gandia, heroin, hashish, opium, cocaine and other psychotropic substances.

20. **Embezzlement** is defined as the wrongful appropriation of another person's property that is already in the possession of the person doing the appropriating.
21. **Fine defaulters** are convicts sentenced to imprisonment for non-payment of fines; they either stay in prison for a specified period, benefit from a community service order or are released as soon as they pay the fines.
22. **Forgery/counterfeiting** is creating, manufacturing, selling, passing or possessing a false imitation of goods, or an instrument to create a false imitation of goods.
23. **Fraud** is defined as the acquisition of another person's property by deception.
24. **Illegal feticide** is defined as unlawful death of a foetus intentionally procured or conducted by a person.
25. **Intellectual property offences** are unlawful copying, using, reproducing or other infringements of copyrights, patents, trademarks or other intellectual property.
26. **Intentional homicide** is defined as unlawful death inflicted upon a person with the intent to cause death.
27. **Investigation and prosecution**
- On completion of police enquiries/investigations, cases are taken to court for prosecution either as decided by Police or upon the advice of the Director of Public Prosecutions (DPP). However, for some cases, prosecution does not follow for the following reasons: (a) false or doubtful complaint, (b) no offence committed (c) trifling cases, (d) accused unknown, (e) accused absconded, (f) evidence insufficient, (g) accused dead or insane, (h) caution administered, (i) no further action as advised by the DPP.
28. **Juvenile** is defined as person aged below 18 years.
29. **Juvenile delinquency rate** is defined as the number of juvenile offenders involved in offences (excluding contraventions) per 1,000 juvenile population.
30. **Minor assault** is intentional or reckless application of minor physical force inflicted upon the body of a person resulting in no injury or minor bodily injury.
31. **Misdemeanours (less serious offences)** are defined as offences that are punishable by:
- (a) imprisonment for a term exceeding 30 days;
 - (b) fine exceeding 10,000 rupees.
32. **Murder** is unlawful death inflicted upon a person with the intent to cause death or serious injury, including when premeditated and/or with malice aforethought.
33. **Negligence** is defined as bodily harm or potential for bodily harm from a person's negligent, reckless or careless behaviour.

34. **Non-adjudicated** is the formal withdrawal of charge(s) by the Police, Director of Public Prosecutions or Attorney-General or by the courts; it includes nolle prosequi and struck out.
35. **Non-injurious traffic violations** is the criminal acts under the traffic code and traffic regulations by a person that do not result in injury or death.
36. **Non-intentional homicide** is unlawful death unintentionally inflicted upon a person by another person.
37. **Prison occupancy level** is defined as the prison population divided by the prison capacity (number of beds).
38. **Probation order** is a sentence whereby an offender is placed under the supervision of a probation officer for a period not less than one nor more than three years.
39. **Property damage** is willful destruction, damage or defacement of property.
40. **Robbery** is defined as the theft of property from a person, overcoming resistance by force or threat of force.
41. **Serious assault** is defined as intentional or reckless application of serious physical force inflicted upon the body of a person resulting in serious bodily injury.
42. **Sexual violence** is defined as unwanted sexual act, attempt to obtain a sexual act, or contact or communication with unwanted sexual attention without valid consent or with consent as a result of intimidation, force, fraud, coercion, threat, deception, use of drugs or alcohol, or abuse of power or of a position of vulnerability.
43. **Sexual exploitation** is defined as acts of abuse of a position of vulnerability, power or trust, or use of force or threat of force, for profiting financially, physically, socially or politically from the prostitution or sexual acts of a person.
44. **Theft** is defined as unlawfully taking or obtaining of property with the intent to permanently withhold it from a person or organization without consent and without the use of force, threat of force or violence, coercion or deception.
45. **Victim** is referred to as a person who has been affected by an offence committed by another person.

**General Structure of International Classification of Crime for Statistical Purposes
(ICCS) Version 1.0**

Section 01 Acts leading to death or intending to cause death

- 0101 Intentional homicide
- 0102 Attempted intentional homicide
- 0103 Non-intentional homicide
- 0104 Assisting or instigating suicide
- 0105 Euthanasia
- 0106 Illegal feticide
- 0107 Unlawful killing associated with armed conflict
- 0109 Other acts leading to death or intending to cause death

Section 02 Acts causing harm or intending to cause harm to the person

- 0201 Assaults and threats
 - 02011 Assault
 - 020111 Serious assault
 - 020112 Minor assault
 - 02012 Threat
 - 02019 Other assaults or threats
- 0202 Acts against liberty
- 0203 Slavery and exploitation
- 0204 Trafficking in persons (TIP)
- 0205 Coercion
- 0206 Negligence
 - 02063 Making use of cellular phone whilst driving
- 0207 Dangerous acts
 - 020721 Driving motor vehicle with alcohol concentration above prescribed limit
- 0208 Acts intended to induce fear or emotional distress
- 0209 Defamation or insult
- 0210 Discrimination
- 0211 Acts that trespass against the person
- 0219 Other acts causing harm or intending to cause harm to the person

Section 03 Injurious acts of a sexual nature

- 0301 Sexual violence
 - 03011 Rape

03019 Sodomy

0302 Sexual exploitation

0309 Other injurious acts of a sexual nature

Section 04 Acts against property involving violence or threat against a person

0401 Robbery

0409 Other acts against property involving violence or threat against a person

Section 05 Acts against property only

0501 Burglary

0502 Theft

050211 Theft of a motorized land vehicle (Larceny of motor vehicles)

050229 Other theft of personal property (e.g. simple larcenies)

Intellectual property offences

0504 Property damage

0509 Other acts against property only

Section 06 Acts involving controlled drugs or other psychoactive substances

0601 Unlawful acts involving controlled drugs or precursors

0602 Unlawful acts involving alcohol, tobacco or other controlled substances

0609 Other acts involving controlled drugs or other psychoactive substances

Section 07 Acts involving fraud, deception or corruption

0701 Fraud

0702 Forgery/counterfeiting

0703 Corruption

07031 Bribery by public official

07031 Bribery of public official

0704 Acts involving the proceeds of crime

0709 Other acts involving fraud, deception or corruption

Section 08 Acts against public order, authority and provisions of the State

0801 Acts against public order behavioural standards

0802 Acts against public order sexual standards

0803 Acts related to freedom of expression or control of expression

0804 Acts contrary to public revenue or regulatory provisions

0805 Acts related to migration

0806 Acts against the justice system

0807 Acts related to democratic elections

0808 Acts contrary to labour law

0809 Other acts against public order, authority and provisions of the State

Section 09 Acts against public safety and state security

0901 Acts involving weapons, explosives and other destructive materials

0902 Acts against health and safety

0903 Acts against computer systems

0904 Acts against state security

0905 Acts related to an organized criminal group

0906 Terrorism

0907 Non-injurious traffic violations

0907 Speeding

0907 Failing to wear seat belt whilst driving

0907 Driving without licence

0907 Protective helmet improperly secured

0909 Other acts against public safety and state security

Section 10 Acts against the natural environment

1001 Acts that cause environmental pollution or degradation

1002 Acts involving the movement or dumping of waste

1003 Trade or possession of protected or prohibited species of fauna and flora

1004 Acts that result in the depletion or degradation of natural resources

1009 Other acts against the natural environment

Section 11 Other criminal acts not elsewhere classified

1101 Acts under universal jurisdiction

1102 Acts contrary to youth regulations and acts on minors

1109 Other criminal acts not elsewhere classified

Statistics Mauritius
LIC Centre,
John Kennedy Street,
Port Louis, MAURITIUS
T: +230 208 1800
F: +230 211 4150
W: <https://statsmauritius.govmu.org>
E: statsmauritius@govmu.org