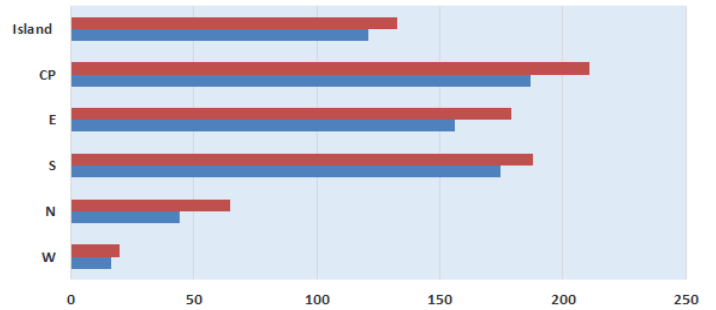


Mauritius Meteorological Services

Mean Rainfall for 1-31 July 2023

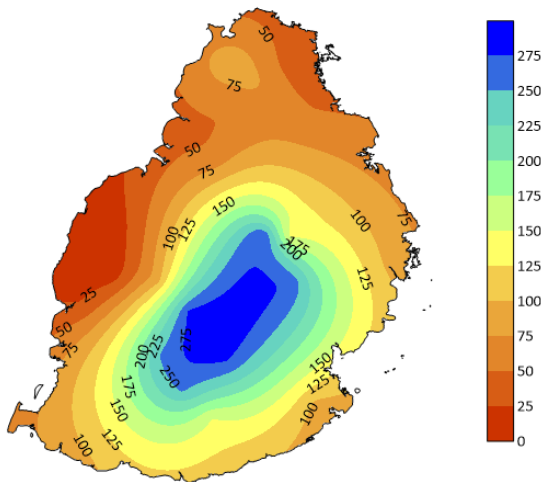
Mauritius

Normal rainfall was recorded in July 2023, amounting to 121 mm which represents 92 % of the long-term mean. Rainfall was deficient in the region of Bel Etang, Sans Souci and Arnaud by 50-75 mm. However locally at Mon Bois, Union Park and Tamarin Estate, it was in excess by 10-20 mm.

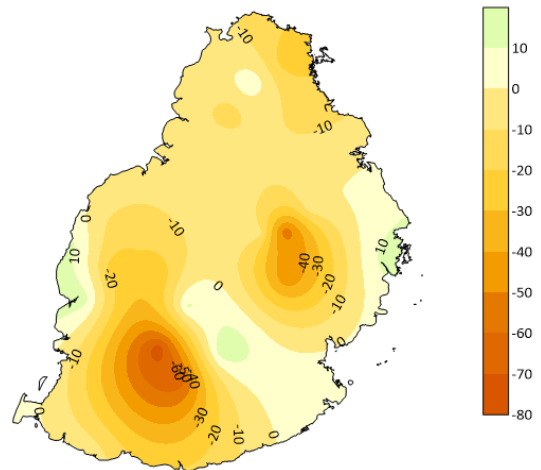


	W	N	S	E	CP	Island
LONG TERM MEAN for July 2023	20	65	188	179	211	132
Actual Mean Rainfall (mm) July 2023	16	44	175	156	187	121

Observed Rainfall (mm)



Rainfall Anomaly (mm)



Outer Islands

		Amount (mm)		
Stations		Actual Rainfall	LTM Rainfall	% of LTM
Rodrigues	Pointe Canon	61	86	71
	Plaine Corail	77	65	119
	Citronelle	100	138	73
Agalega		35	102	34
St Brandon		34	48	71

Slightly below normal rainfall was recorded over Rodrigues

Below normal rainfall was observed over St. Brandon whereas dry conditions prevailed over Agalega

Ram Durmea

For Acting Director

07 August 2023